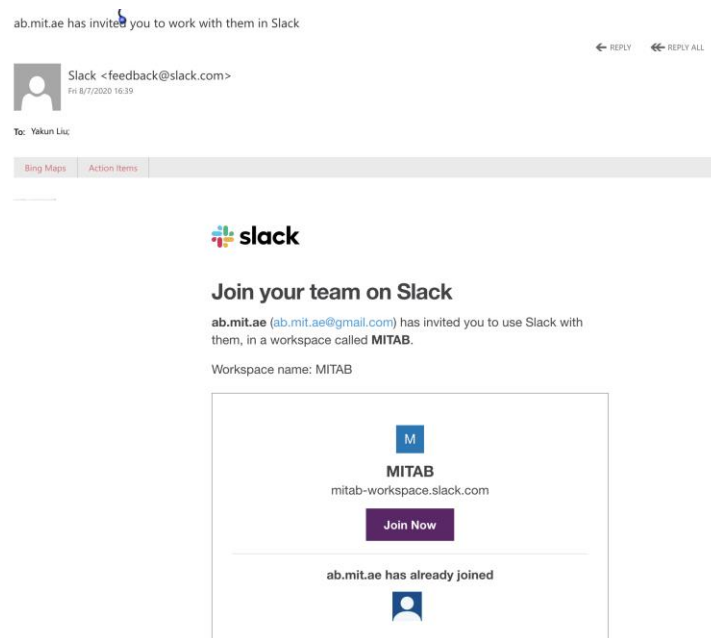


Aug. 07, 2020

Sincerely welcome you participating MITAB2020 symposium during this global calamity! Now, we have to move our onsite interaction online through Slack (<https://slack.com>). Here is an introduction on how to use Slack.

- (1) You will first receive an invitation letter in your registered email address.




- (2) Then, click the “Join Now” in the invitation email.

## Join your team on Slack

ab.mit.ae ([ab.mit.ae@gmail.com](mailto:ab.mit.ae@gmail.com)) has invited you to use Slack with them, in a workspace called **MITAB**.

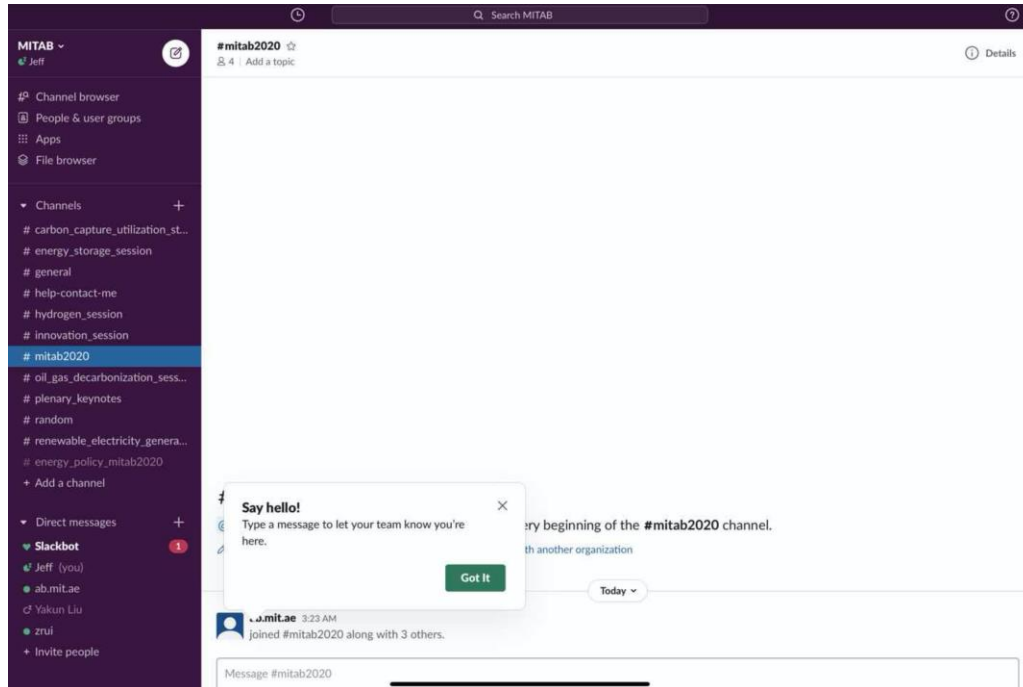
Workspace name: MITAB



- (3) Set up your Full name and Password. You will receive a welcome email and then click “Open Slack”.

A screenshot of the Slack account creation and workspace setup process. On the left, the Slack logo is at the top, followed by the heading 'Join MITAB on Slack'. Below this is a small icon of two people and the text 'ab.mit.ae has already joined'. There are two input fields: 'Full name' with the value 'zrui' and 'Password' with the placeholder 'Unique password'. A purple 'Create Account' button is at the bottom. An arrow points from this button to the right. On the right, the Slack logo is at the top, followed by the heading 'Welcome to your new workspace!'. Below this is the text 'Here are the details for your new Slack workspace, MITAB.'. A large box contains the same 'MITAB' workspace information as the first screenshot, but with a purple 'Open Slack' button instead of 'Join Now'. Below this box is the heading 'Setting up your workspace' and a paragraph of text: 'If you've used Slack before and have the basics down pat, here are a few ways to get even more out of your new workspace.'

- (4) Now you are in the online MITAB2020 symposium. All the channels (or sessions) in this symposium are open and you can jump into any channel and ask questions or comments regarding presentations in that session in if you are interested.

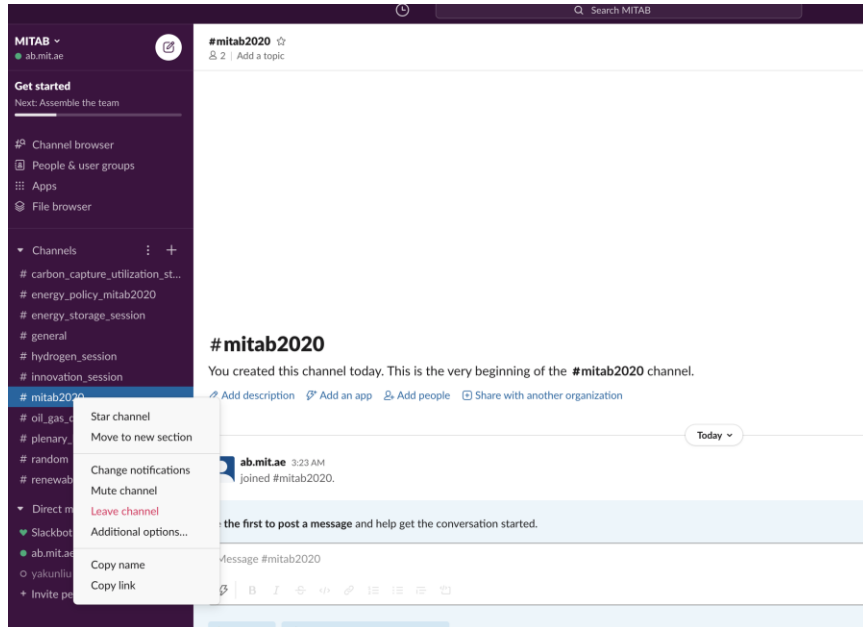


- (5) If you closed the Slack MITAB2020 workspace website, you can come back at any time by the following address with your own Username and Password.

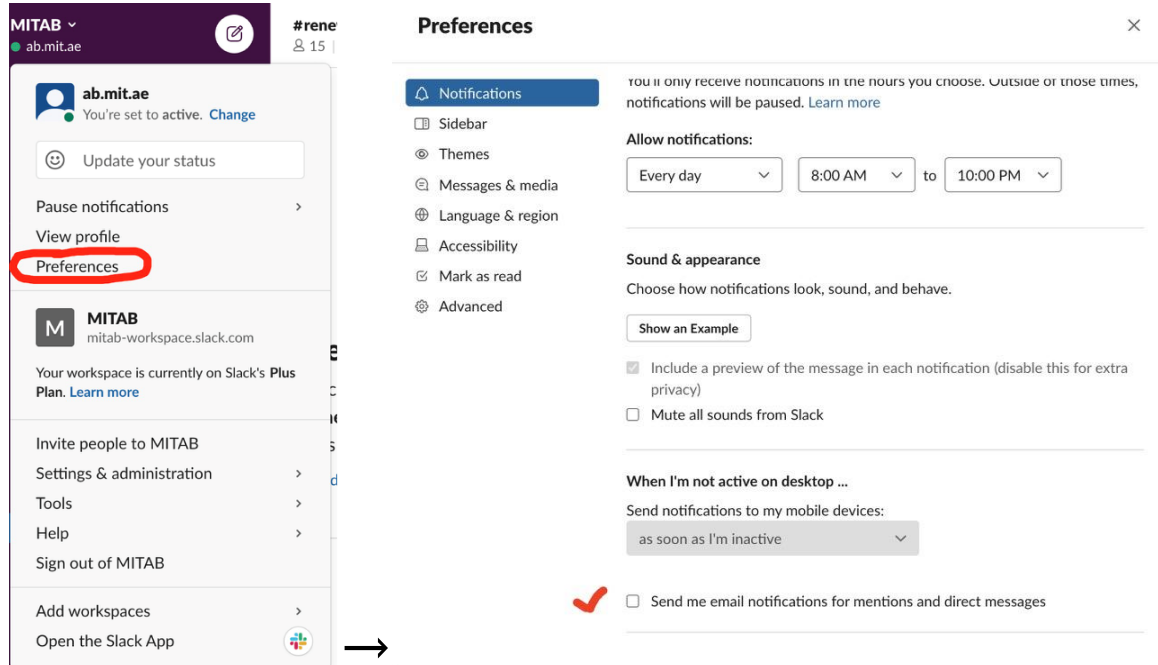
workspace's Slack URL: [mitab-workspace.slack.com](https://mitab-workspace.slack.com)

### Useful Tips:

- Right-click the Channel name, some options can be selected for your preference, e.g. Star channel, Change notifications.



- If you prefer less email notification, the notification can be turned off by clicking the option (scroll to bottom) marked by the red ✓. More about email subscriptions can be referred to the link: <https://slack.com/intl/en-cn/help/articles/360003868571-Manage-your-Slack-email-subscriptions>



If there is any question, feel free to let me know. Thanks.

Wish you have a productive time in MITAB2020.

Best Regards,

Ray Rui

[mitab2020@applied-energy.org](mailto:mitab2020@applied-energy.org)